



Mechanical Cabaret: "Out back Dawn" - Will Davy
Assembly Instructions

1



Assemble back drop and windmill rig


2



Assemble pulley wheel, 3 pieces, insert skewer axle to locate centres


Mechanical Cabaret: "Out back Dawn" - Will Davy Assembly Instructions

3



Glue windmill blade to axle and use balloon stick bearing as illustrated, then insert and fix pulley. Use spacer washers if required.


4



Fix crank on pulley and glue motor into position allowing slight tension on rubber band


Mechanical Cabaret: "Out back Dawn" - Will Davy Assembly Instructions

5



Glue axles into position, using balloon stick bearings and fix kangaroos on opposite side.


6



Use washers to hold axles in position and tack with glue gun


Mechanical Cabaret: "Out back Dawn" - Will Davy Assembly Instructions

7



Glue battery housing near motor, insert battery and paper clips as illustrated. Attach and glue levers and make wire push rods to suit.

8



Attach foreground and tree details as required.