



Vector 101 with Inkscape



Acknowledgement of Country

We acknowledge Aboriginal and Torres Strait Islander peoples and their continuing connection to land and as custodians of stories for millennia. We respectfully acknowledge the land on which we all meet today, and pay our respects to elders past, present and emerging.

WORKSHOP SUMMARY



Create and edit vector graphics (like illustrations, decals and logos) in this Inkscape course for beginners.

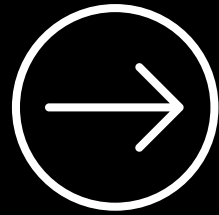
In this 2-hour intro course we'll start with the fundamentals:

- A demonstration of the basic tools and functionality of Inkscape
- Navigating around the interface
- Setting up your own custom workspace
- Key features and tools: layers, paths, the pen tool and trace

Workshop Outline

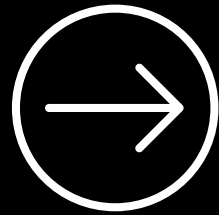
- Understand vector vs raster
- Colour
- Document settings
- Become familiar with the interface
- Learn about layers
- Grouping and ungrouping
- Learn pen tool basics and create shapes
- Add and adjust strokes
- Add and adjust colours
- Add basic text
- Learn how to use the Trace Bitmap tool
- File types and cross compatibility (SVG, EPS, AI etc)

LET'S GET
STARTED



One Search

THE BASICS OF VECTOR DESIGN



Inkscape 101


Vector vs Raster



The John Oxley Library holds a vast collection of drawings, manuscripts, design plans, house plans, building designs and related materials with links to built heritage and architecture in Queensland. View a selection of them with digitised drawings, images and digital stories with architects as they talk about their work.




LINK



STATE
LIBRARY
COLLECTIONS


CREATING VECTORS

We're going to screenshot an image of the designs from the 99 Everyday homes catalogue, like these house illustrations, to trace with our pen and shape tools to practice creating vector designs.



CREATING VECTORS

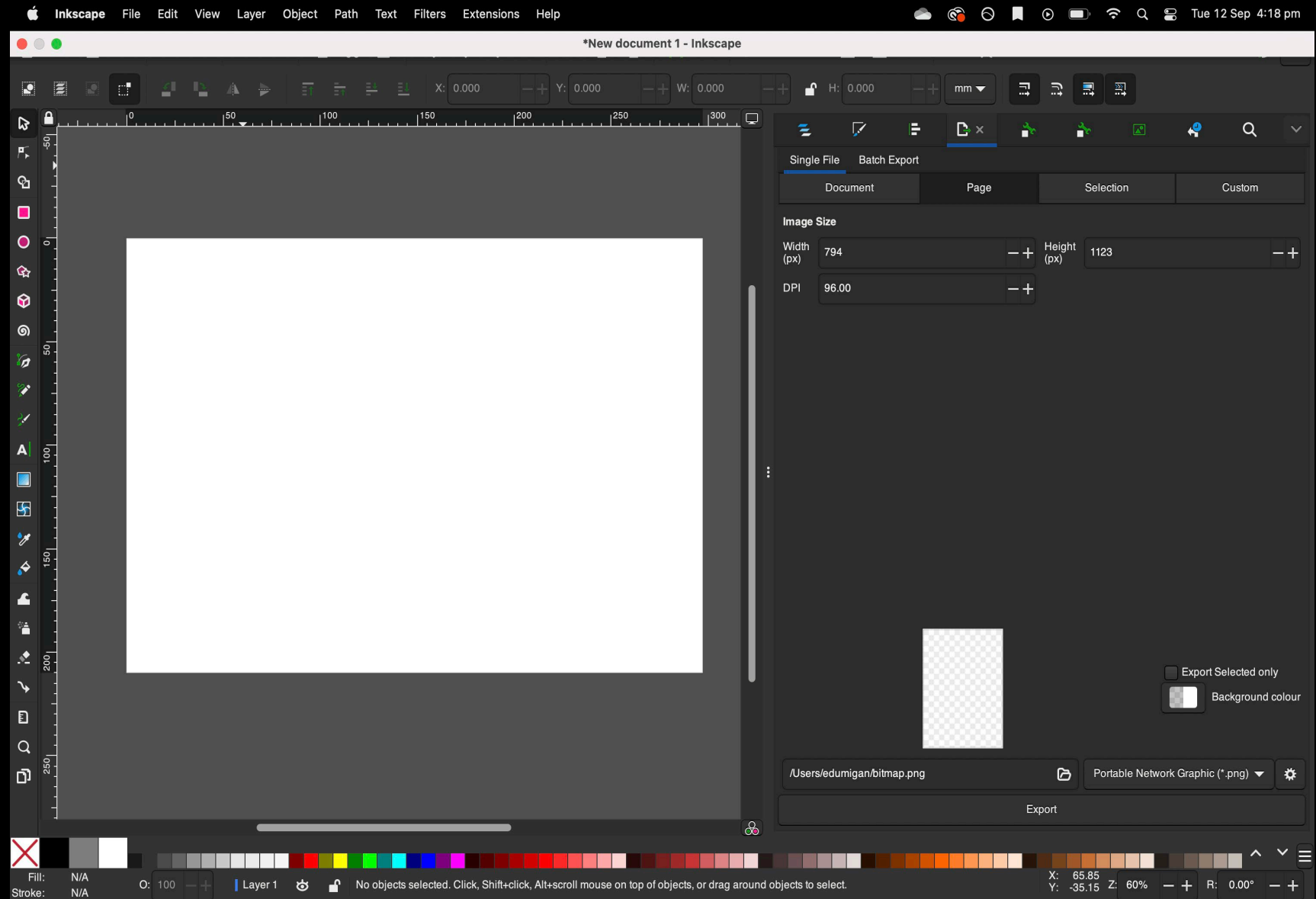
By breaking down the image into shapes you can see how easy it can be to turn an image or illustration into a vector design.



Inkscape Interface

An Introduction to the Inkscape interface.

Inkscape is a free and open-source vector graphics editor. Great for beginners and has a huge community surrounding it with lots of helpful tutorials and information online.



THANKS FOR
ATTENDING

Please complete our survey that
will be sent out via Eventbrite.

Contact us on
appliedcreativity@slq.qld.gov.au





**Queensland
Government**

slq.qld.gov.au