







ACTIVITY 1 - KEY SAFETY TIPS FOR THE FABRICATION LAB

Draw a line to match the safety tip with its explanation

		EXPLANATION
	Wear the right safety gear	It's there for your protection
	Clean up as you go	It's easy to ask and you could prevent an injury
	Correctly use the right tool for the job	They protect your feet & help prevent slipping
	Always wear appropriate covered footwear	Most injuries come from misusing tools
	No kids under 12. Sorry!	There is hazardous equipment & substances used in the Fabrication Lab
	Ask questions if you have any doubts	Accidents happen in untidy spaces

NAME:

DATE:

The aim of The Edge Resource Inductions are to ensure that patrons are equipped with practical skills and knowledge to safely access the range of tools available for public use in the Fabrication Lab. In each of these inductions, an Edge Facilitator will deliver training on the safe and appropriate use of equipment.

The following form serves as a record of your participation, and provides evidence to demonstrate your competent understanding and practical application of the training.

The assessment evidence collected in this Induction will be in three forms: Written Assessment, Peer Assessment (Verbal), and Workshop Facilitator Observations.

If you require any extra assistance to complete this induction please inform your facilitator at the beginning of the session.