

Getting Started in Family History

State Library of Queensland Online collections and resources training

Ancestry Library Edition

Ancestry is a large database that contains thousands of databases of collections of records from all around the world used by people to research their family history. Public libraries in Queensland have free access to Ancestry Library Edition.

Key Features	<ul style="list-style-type: none"> • Quick name searches • Search across multiple records, countries and time • Access to digitised images • Continually updated and added to • Access to previously inaccessible British and Australian records
Ancestry databases	<p>Wide variety of records available including:</p> <ul style="list-style-type: none"> • England, Wales and Scotland censuses 1841-1911 • Civil birth, death and marriage indexes for England and Wales • Selections of British parish records • UK Incoming Passenger Lists, 1878-1960 • UK Outward Passenger Lists 1890-1960 • Australia-wide birth, death and marriage indexes • NSW passenger lists 1826-1922 • Victoria passenger lists 1839-1923 • Some 20th Century Australian electoral rolls 1903-1980 • NSW – Sands Directories 1861-1933 • Various Queensland post office directories and Pugh’s almanacs within “Australia, City Directories, 1845-1948” • Queensland government gazettes 1903-1910

Need further information?

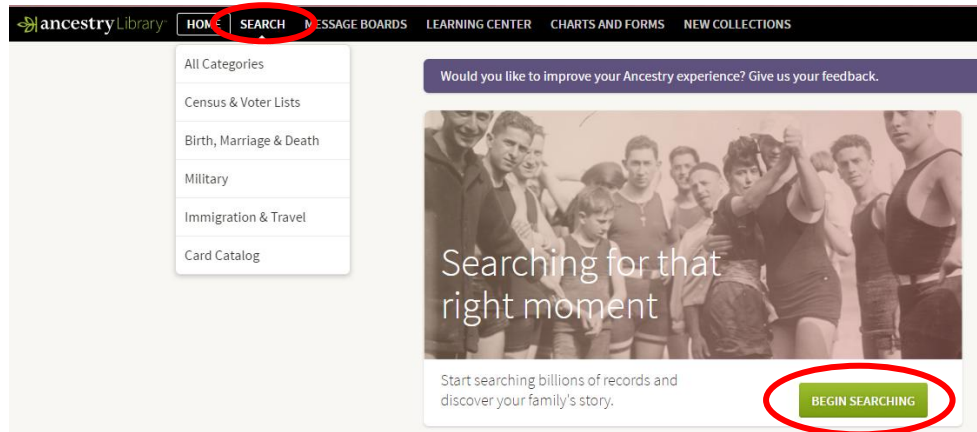
(07) 3842 9007 | 1800 017 114 | pld@slq.qld.gov.au



This guide is licensed under a Creative Commons Attribution 4.0 Australia licence. You are free to copy, communicate and adapt this work, so long as you attribute State Library of Queensland. For more information see <https://creativecommons.org/licenses/by/4.0/>

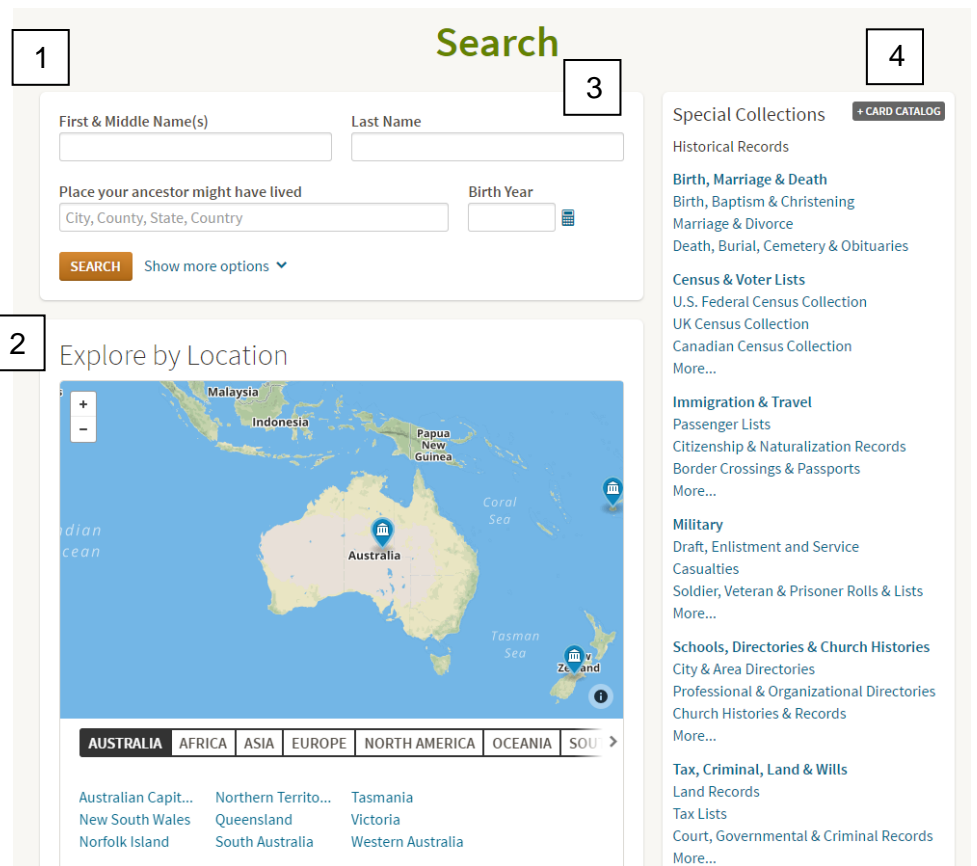
Home Screen

Two ways to get to "Search" screen



Four ways to search

The closer you get to an individual index the fewer the results.



Need further information?

(07) 3842 9007 1800 017 114 | pld@slq.qld.gov.au



This guide is licensed under a Creative Commons Attribution 3.0 Australia licence. You are free to copy, communicate and adapt this work, so long as you attribute State Library of Queensland. For more information see <http://creativecommons.org/licenses/by/3.0/au>

Searching

1. *Basic* and *Advanced* searches will search everything that is available in Ancestry Library Edition. A *Basic* search will provide a broad range of results. Using *Advanced* search and adding additional information such as date of death, parents' names or a spouse's name can help narrow the results.

Basic

First & Middle Name(s) Last Name

Place your ancestor might have lived Birth Year

City, County, State, Country

[Show fewer options](#) Match all terms exactly

Add event: [Birth](#) [Marriage](#) [Death](#) [Lived In](#) [Any Event](#) [More](#)

Add family member: [Father](#) [Mother](#) [Sibling](#) [Spouse](#) [Child](#)

Keyword

Occupation, street address, etc.

Gender

Race/Nationality

Historical Records Family Trees


Stories & Publications Photos & Maps

Click on the **blue text** to add extra information such as parents' names, spouse etc.

Advanced


2. Explore by Location provides an opportunity to locate databases and information from a specific geographical location.

Explore by Location



a. AUSTRALIA AFRICA ASIA EUROPE NORTH AMERICA OCEANIA SOU >

Australian Capit... Northern Territo... Tasmania
New South Wales Queensland Victoria **b.**
Norfolk Island South Australia Western Australia

- a. Click on the **black text** options below the map to locate indexes for a geographical area
- b. Click on the **blue text** options to locate indexes from a specific country or state.
- c. Click on collections icons  within the map to view a list of related indexes, choose index and search

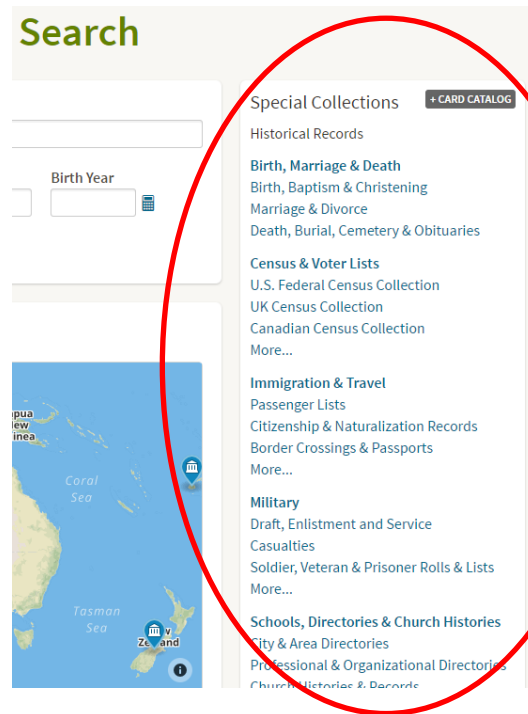
Need further information?

(07) 3842 9007 1800 017 114 | pld@slq.qld.gov.au

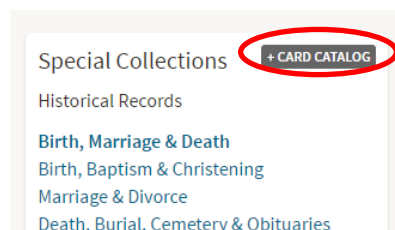


This guide is licensed under a Creative Commons Attribution 3.0 Australia licence. You are free to copy, communicate and adapt this work, so long as you attribute State Library of Queensland. For more information see <http://creativecommons.org/licenses/by/3.0/au>

3. Special Collections (right hand side of search screen)
 - a. Makes locating and searching specific collections in a subject area easier, such as locating “Australia, electoral rolls, 1903-1980” under “Census and Voter Lists”



4. +Card Catalog (top right of Special collections Column) provides the ability to search for records from specific collections, locations or time periods.
 - a. Search by Title or Keyword to locate a specific index.
 - b. Filter by Collection, Location, Date and/or Language



Need further information?

(07) 3842 9007 1800 017 114 | pld@slq.qld.gov.au



This guide is licensed under a Creative Commons Attribution 3.0 Australia licence. You are free to copy, communicate and adapt this work, so long as you attribute State Library of Queensland. For more information see <http://creativecommons.org/licenses/by/3.0/au>

<p>Search Hints and tips</p>	<ul style="list-style-type: none"> • Start with a broad search then slowly add information to narrow results • Try different search terms • Try combinations of search terms • To locate all alternative spellings use wildcards <ul style="list-style-type: none"> ○ ? when replacing a single letter within a name E.g. Sm?th searches Smith & Smyth ○ * when replacing more than 1 letter in a name E.g. John* searches John, Johns, Johnson, Johnsen etc. • For unusual spellings try limiting to: <ul style="list-style-type: none"> ○ Exact – searches for the exact spelling typed. ○ Sounds Like (or Soundex) and Similar – alternative spellings of a name ○ Phonetic – Useful for European names that are spelt different to way pronounced • Indexing problems to be aware of: <ul style="list-style-type: none"> ○ Given and surnames may be reversed e.g. Munro Colin ○ Spelling may be inconsistent in original index/document e.g. Hunley for Stanley; Eyer for Eyre ○ Informal rather than formal names may be used e.g. Frank for Francis and Harry for Henry • Be wary of making assumptions • Ages may be inconsistent • Be aware that 'Suggested Records' may not relate to your particular ancestor or may link to a different document altogether • Indexes can be static so check government web sites as well e.g. Australian states' births, deaths and marriages indexes go beyond what's available on Ancestry Library • Check original documents for context and crosscheck them with others e.g. Trove, other censuses, British Library newspapers; to see if the error is an indexing one or an inconsistency in the records. • Search individual databases for more individualised results e.g. Australian Voter Lists • Public Family Trees can be useful but be aware they are often incorrect so be sure to crosscheck any information •
<p>Explore Ancestry</p>	<p>Explore what is available but easily missed:</p> <ul style="list-style-type: none"> • Full Hamburg emigration lists • Dictionary of Biography is available • The <i>Illustrated London News</i> is searchable by name • Check New Collections for recently added/updated collections

Need further information?

(07) 3842 9007 1800 017 114 | pld@slq.qld.gov.au



This guide is licensed under a Creative Commons Attribution 3.0 Australia licence. You are free to copy, communicate and adapt this work, so long as you attribute State Library of Queensland. For more information see <http://creativecommons.org/licenses/by/3.0/au>