



Public Workshops

SLQ Wiki Fabrication Lab 2025/07/04 05:00

Public Workshops

Public Workshops are final [release](#) version of workshops.

These workshops have been publicised on The State Library Website and run at The Edge in the Digital Media Lab and or the Fabrication Lab.

Public workshops may have been delivered and developed by external contractors with a brief, developed internally by State Library staff, or in combination.

Public Workshop List

101 Workshops



[101 - Intro to DSLRs](#)

An introduction into The Edge's Canon DSLR cameras\



[101 - Intro to Procreate](#)

An introduction into the iPad based illustration and painting program



[101 - Intro to Arduino](#)

Developed from our various Arduino workshops into our 101 series of introductory workshops



101 - Vector Design with Illustrator

Developed from our vector designs workshops into our 101 series of introductory workshops



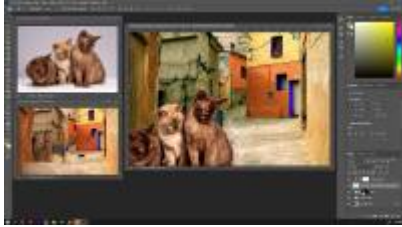
101 - Vector Design with Inkscape

Developed from our vector designs workshops into our 101 series of introductory workshops



101 - Intro to Podcasting

Developed from our podcasting workshops into our 101 series of introductory workshops



[101 - Intro to Photoshop](#)

Developed from our Photoshop workshops into our 101 series of introductory workshops



[101 - Intro to Premiere Pro](#)

Developed from our Premiere Pro workshops into our 101 series of introductory workshops



[101 - Intro to ProTools](#)

A great introduction to the audio program ProTools



101 - AR Face Filter

Learn how to create your own Instagram face filter in this easy to follow online workshop.

Creative Workshops



Laser cut holiday ornaments 2023

A holiday workshop focused on vector design and creating hanging ornaments the laser cutter.



Mid-century modern in Miniature 2023

Our specialty workshop focused on vector design and fabricating book nooks using State Library collection resources.



Queensland Architecture in Miniature 2023

Our specialty workshop focused on vector design and fabricating book nooks using State Library collection resources.



[Queensland Architecture in Miniature 2022](#)

Our specialty workshop focused on vector design and fabricating book nooks using State Library collection resources.

Further workshop resources



[Laser Cut, Hand-Bound Books: Crafting the Grampus' Treasured Tomes](#)

Speciality workshop run during the [Great and Grand Rumpus exhibition](#)

The Rumpus workshop was also adapted for a general audience. [2022-23 Laser cut covers, hand sewn spines - bookbinding](#)



[DIY Upcycled Everyday Carry Bag](#)

Re-using old outdoor vinyl banners to create a modern everyday bag.



Machine Learning

A collection of workshops based on machine learning.



Podcasting

A comprehensive workshops series on a guide to podcasting.



Short Form Video

A comprehensive workshops series on a guide to vodcasting (video!).



Augmented Reality

An overview of Augmented Reality technology and design use.



Virtual Reality

A basic introduction to Virtual Reality and use cases.



Iconic Queenslander Fretwork

Capture a design from an image and turn it into something beautiful using clever software and a CNC routing machine. This workshop includes an induction that gives you access to our CNC technology.



Technology Induction - Intro to Arduino

This Arduino induction focuses on teaching participants to understand and work with the Arduino micro controller hardware.




[Adobe Photoshop for beginners](#)

Get started with the basics of photo editing in this free Photoshop course for beginners.



[Adobe Illustrator for beginners](#)

Create and edit vector graphics (like illustrations and logos) in this Illustrator course for beginners.



[Kombucha: Making with Microbes](#)

Learn how to brew the tea for your kombucha (its food), ongoing maintenance and harvesting and drying your samples.



[Kombucha Fashion](#)

This project uses the kombucha pellicle, which is washed, dried and treated to produce a tough, flexible sheet that can be used as a raw material for making.



Kombucha Finery

More patterns and info in PDF format.



Mechanical Cabaret

Make things spin, move and jump by using a motor and a handful of neat mechanics.



Digital Design & Prototyping

Use Design Thinking principles and Prototyping processes to research, design, mock-up, and test an app (or website) in a series of 3 workshop sessions.



Steampunk LED

This is a small manually powered gear-driven generator made from ply and acrylic, with a Joule thief circuit.



13 Ways to Start a Fire

Learn about science and safety related to fire, and ways to create fire with traditional methods.



Lock Making and Picking

Learn the art of lock mechanics.



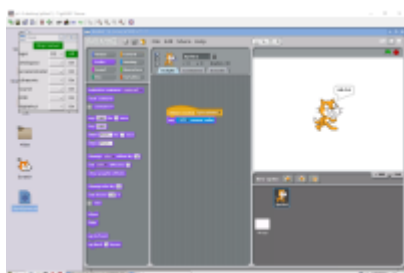
LED Pinwheels

This set of instructions details how to construct a pinwheel that uses a rubber band to drive a low-voltage generator.



Memory Wire Origami

This activity allows students to explore the simplest forms of robotic behaviour where control is through a simple circuit, with the purpose of producing expressive movement.



Pikelet: a robot that talks scratch

Pikelet - a robotic platform based on a Raspberry Pi 2B, with additional hardware to provide sensor capability and motor control.



Makelt Kits

Our Make It Kits are available to use independently, we've provided plans and lists of items you will need for these great workshop or home play ideas!



Food Automata

Simple automata using basic machines are created from cheap foodstuffs and hot glue.



Night Kites

A kite design with a fan mounted underneath that drives a small DC motor which would generate enough power to light some LEDs attached to a kite.