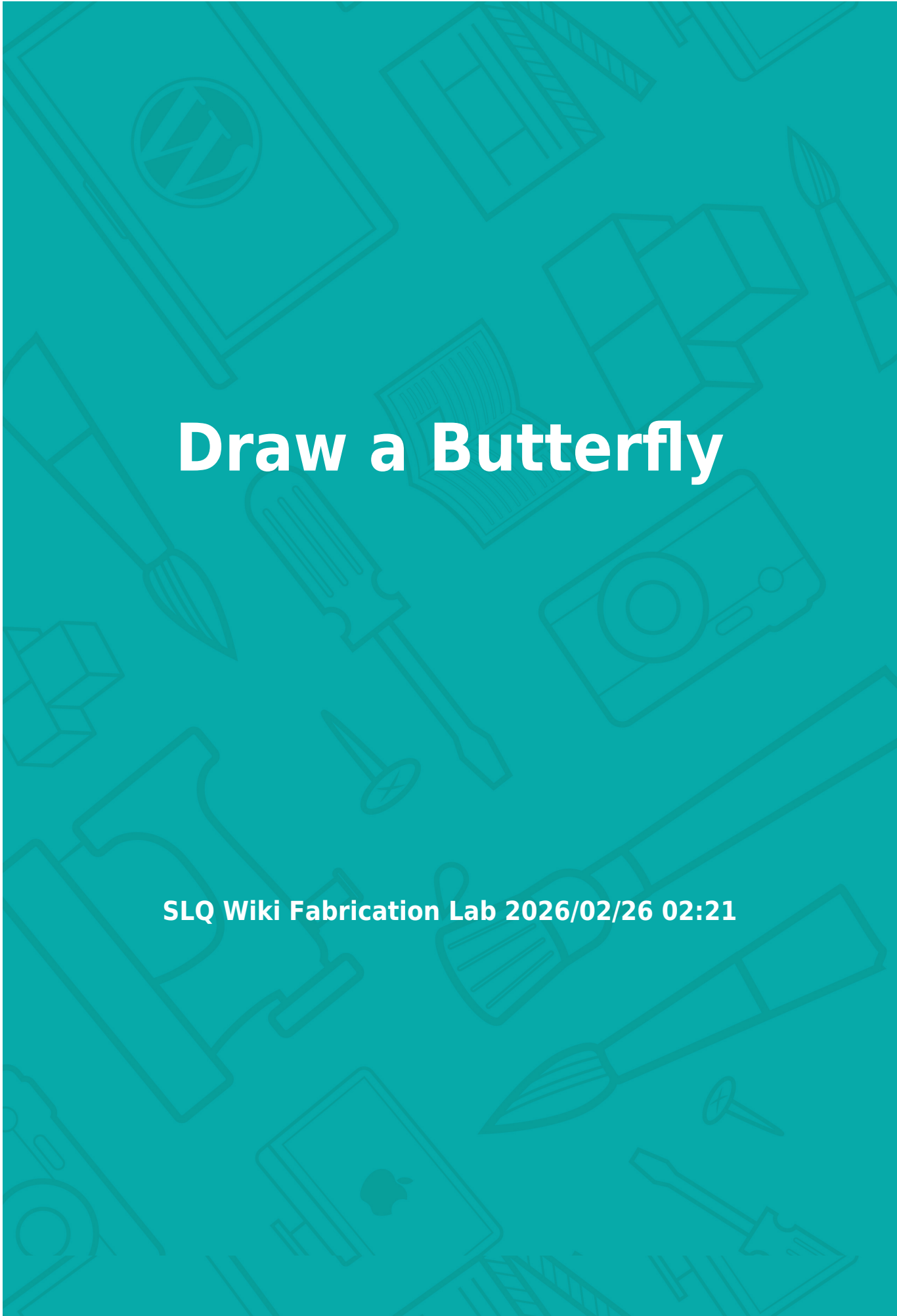


Draw a Butterfly


SLQ Wiki Fabrication Lab 2026/02/26 02:21



Draw a Butterfly

SLQ Wiki Fabrication Lab 2026/02/26 02:21

Draw a Butterfly



Details

Age group	Year 2 to Year 4 (ages 8 to 10)
Method	Individual activity
Participant to facilitator ratio	6:1
Duration	45 mins

Aim/Key Learning

Program the Pro-Bot to draw a butterfly on a piece of paper.

Preparation and Materials Required

- Pro-Bot for each participant
- A pen that fits the Pro-Bot pen holder
- Paper taped to the table

Activity Steps

1. Introduction

Time: 10 mins

Introduce yourself, participants introduce themselves, cover any housekeeping. Explain the aim of the workshop ('Today we are going program a Pro Bot to draw a butterfly'). Show participants how to program the Pro Bot using the movement and repeat commands. Conduct a brief demonstration of the Pro Bot drawing an object (such as a square). Show participants an pre-drawn example butterfly.

2. Experiment and Explore

Time: 30 mins

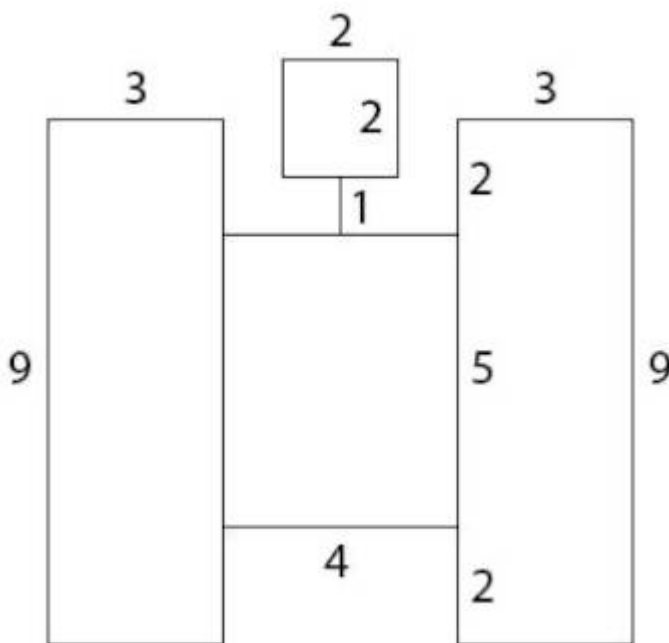
Participants attempt to program the Pro Bot to draw the butterfly. When the Pro Bot makes a wrong move, the facilitator should replace the piece of paper.

3. Evaluation and Closing

Time: 5 mins

At the end of the session, thank everyone for their participation and team work.

Solution



- Each wing is 9 cms high and 3 cms wide
- The body is 5 cms high and 4 cms wide
- The neck is 1 cm long
- Each side of the head is 2 cms

There are multiple ways this can be achieved with the Pro-Bot and the code below is only one way.

Starting at the top left corner of the left wing and facing right, the following code can be used:

// Left Wing	// Right Wing Cont.
Fd 3	Fd 3
Rt	Lt
Fd 9	Fd 7
Rt	
Fd 3	// Move to top of body
Rt	Bk 5
Fd 9	Rt
// Move to bottom of body	// Top of body
Rt	Fd 4
Fd 3	Bk 2
Rt	Rt
Fd 7	
Lt	// Neck
	Fd 1
// Bottom of body	// Head
Fd 4	Rt
Rt	Bk 1
	Fd 2
// Right Wing	Lt
Fd 2	Fd 2
Lt	Lt
Fd 3	Fd 2
Lt	Lt
Fd 9	Fd 2
Lt	

Loanable Kits

State Library has kits of this item available for loan to libraries within the Regional Libraries Queensland and Indigenous Knowledge Centres network. Libraries can place a reservation through the Aurora catalogue (availability is subject to existing reservations, loans and associated return dates).

The kits are for use by patrons within the library only, as part of supervised library programming. They will not be listed in the public online catalogue for personal reservation.

Please contact [Access Services](#), or phone 07 3842 9014 with any queries.

Loanable Kits

State Library does not have kits of this item available for loan to libraries.